

 **AGRI
CHOPPER**

**A POWERFUL CHOPPER
FOR BIG BALES**



 **VALMETAL**

valmetal.com

**MAKE
LIFE BETTER**



BEDDING: SAVE TIME !

The Agri-Chopper chops big bales of straw, cardboard or paper to make fluffy and spongy bedding. Thanks to its powerful blower, it can be used to spread bedding evenly up to 40' (12 m) in free stall barns, hog barns and poultry barns.

Fast, accurate, the Agri-Chopper allows you to save time and energy as well as materials. Indeed, it has been proven that it takes twice as much compressed straw in comparison to chopped straw to make decent bedding, resulting in lower bedding cost and less manure handling.

IMPROVED FEED QUALITY

Designed to process big bales of hay, round or square, dry or wet (baleage), the Agri-Chopper:

- helps to reduce the time spent on feeding,
- aids in the addition of fiber in the diet
- allows full utilization of forage bales (while significantly reducing losses of leftovers).

For producers who feed T.M.R. (Total Mixed Ration), the Agri-Chopper:


- allows the addition of the exact quantity of chopped hay into every recipe,
- ensures a more thorough mix
- lessens the stress on the mixer and extends its life



ADJUSTABLE DEFLECTOR
To direct the flow, the deep sided chute has an adjustable deflector and can be pivoted 360° either manually or from the tractor (optional).

LARGE TUB
The large diameter tub features two (2) large doors to facilitate the loading of big bales when used inside farm buildings

ACCURATE, FAST AND DURABLE




RETRACTABLE Baffles

Inside the tub, two (2) sturdy retractable baffles ensure the bale pivots over the knives to completely empty the tub



HIGH QUALITY KNIVES

The high quality knives of the Agri-Chopper have an incredible lifespan !





DRIVE CHAIN SYSTEM

A positive drive chain system rotates the tub and delivers materials into the path of the rotor knives. It controls the penetration of the bale into the rotating knives. (Shown with guard removed)



ADJUSTABLE GRATE

The system is equipped with a grate hydraulically adjustable from the tractor seat.

TWO TYPES OF GRATES AVAILABLE: FINE CUT OR EXTRA-FINE CUT


THE VALMETAL AGRI-CHOPPER

- Facilitates handling and distribution of large bales
- Significantly reduces the cost of feed and bedding
- Produces a more appetizing feed and ideal fiber length (as recommended by nutritionists)
- Aids in the addition of hay to the ration for a more homogeneous mixture (TMR)
- Produces a more effective litter using less material
- Saves you time and energy!

ACCURATE, FAST AND DURABLE


- Under the rotor, a 16" (40 cm) diameter auger carries the chopped product into a powerful blower capable of projecting the ration over a distance of more than 40' (12 m) (depending on density, moisture content, etc.)
- PTO driven, the sturdy rotor features rigid knives. Special blades are used to chop cardboard or paper. The weight of the rotor acts like a flywheel and minimizes stress on the tractor PTO. The large central tube reduces the possibility of twine wrapping.





FOR SHORTER CUTS

Hydraulic motor with a flow control to manage the speed of the tub independently of the PTO (optional).



MINIMUM MAINTENANCE

For minimum maintenance, all chain and V-belt drive systems are equipped with automatic tighteners. All grease fittings are easily accessible without having to remove the guards.

ALSO AVAILABLE

**STATIONARY ELECTRIC
AGRI-CHOPPER**



Outlet shown with guard removed for illustration only.




ALSO AVAILABLE: A conical extension to avoid spillage when filling big, long rectangular bales

FEATURES

Model	H-5500	H-5600
Overall length	164" (416 cm)	176" (447 cm)
Overall width	90" (229 cm)	102" (259 cm)
Height without chute	81" (205 cm)	87" (221 cm)
Height with chute	112" (285 cm)	112" (285 cm)
Tub dimension	36" x 84" (91 cm x 213 cm)	42" x 96" (107 x 244 cm)
Maximum bale dimension	60" x 60" (152 cm x 152 cm)	60" x 72" (152 x 183 cm)
Min HP recommended at the PTO	60 H.P.	70 H.P.
Blades standard (Qty)	156	180
Blades fine cut (Qty)	312	360
PTO shaft with overrunning clutch	Included	Included
Tires size	11L-15 (8 ply)	11L-15 (8 ply)
Machine weight	5030 lbs (2286 kg)	5920 lbs (2690 kg)

Specifications, descriptions and illustrative material in this literature are as accurate as known at the time of publication, but are subject to change without prior notice. Illustrations may include optional equipment and accessories, and may not include all standard equipment.

YOUR LOCAL DEALER:



230, Boulevard industriel
 Saint-Germain-de-Grantham
 (Québec) J0C 1K0 Canada
 Tel : 819 395-4282
 Fax : 819 395-2030



15497 State Hwy 131
 Tomah, WI 54660
 United States
 Tel : (608) 374-2206
 Fax: (608) 374-2302

info@valmetal.com - valmetal.com